

Bringing Care Closer to Home

Meghan White



Clinical Specialist Occupational Therapist

Betsi Cadwaladr University Health Board

When the System Reacts too Late

Fall → hospital → deconditioning → 'too complex'
→ higher care needs → repeat admissions

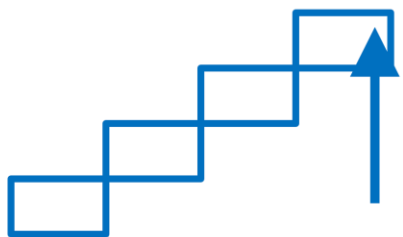
Fall → early OT/AHP in-reach → graded rehab in
the home → function maintained → fewer
admissions

Outcomes: Avoidable harm and cost vs Safer at
home, fewer bed days

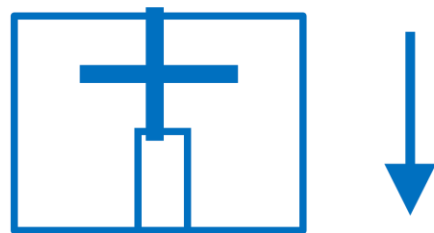
The Bringing Care Closer to Home Model

- III Early response to small signs of decline in the care home
- III Hands-on coaching and problem-solving with care home staff
- III Joined-up planning between acute hospital, care home and family

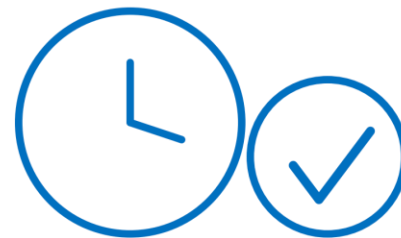
Impact for People and the System



45%
median functional
improvement



26
hospital admissions
avoided



6
delayed discharges
prevented



£80-115k
cost avoided
in 6 months

Our Ask

- Sustain and extend OT in-reach into care homes across Wales
- Support health boards to adopt an all-Wales AHP in-reach model and training standard
- Embed early AHP involvement in admission and discharge for care home residents

Let's make outcomes like this the norm for care home residents and not the exception

Thank You.

Meghan White
Clinical Specialist Occupational Therapist
meghan.white@wales.nhs.uk

